

Customer data:

Company:

Department:

Address:

ZIP, City:

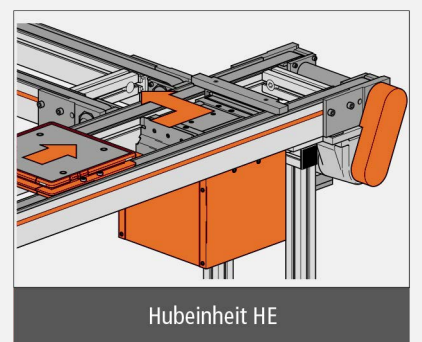
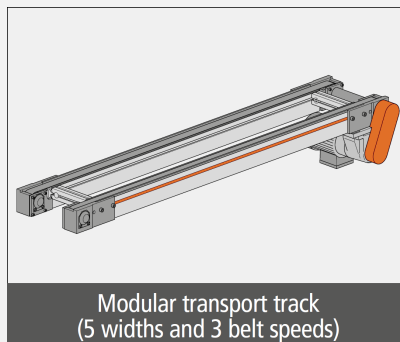
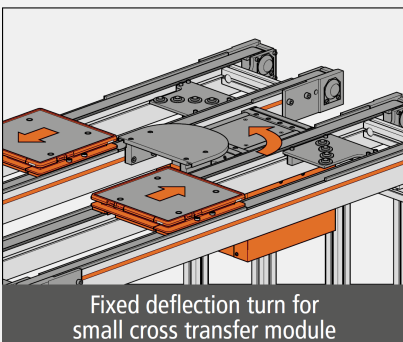
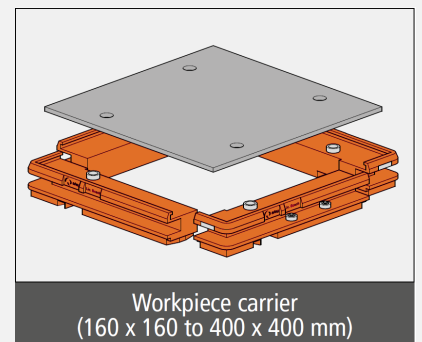
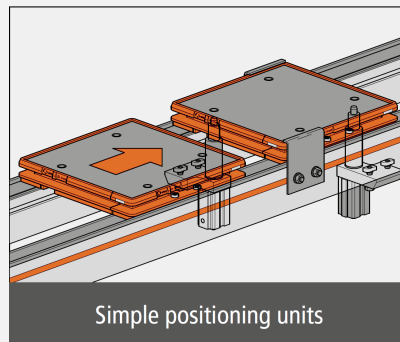
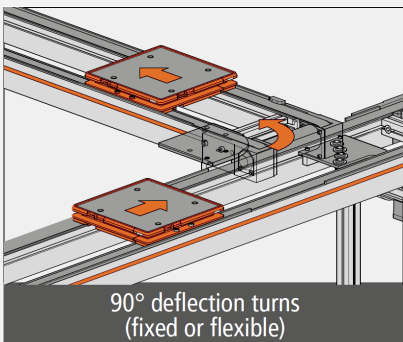
Name:

Phone:

E-Mail:

- Product informations
 Callback
 Visit
 Offer
 Cycle time calculation
 CAD-Data

Main components:



LTS - Linear Transfer System:

- Size workpiece carrier:
- Weight support + workpiece:
- Number of workpiece carriers:
- Design HE / WE / UF etc.:
- Belt speed:
- System cycle time:
- Important dimensions (option sketch):
- Max. space requirement:
- Specific positioning accuracy:
- Specific support forces:

Notes (e.g. applications per working station):